

UNIT 6 Up in the Air

Lesson 5 A Year for Kiko

PART 2

Write About A Year for Kiko

Can you find the sensory detail words in the story? Write two sentences to show what each sensory detail word tells about Kiko. You may use the key words and writing frames below.



Word Bank

plant, leaves, bathing suit

smile, chase, laugh, draw,
sing a song

Writing Frames

• The sensory detail word is _____

• This tells me Kiko _____

Organize Ideas

- Reread *A Year for Kiko*.
- Fill in the Classification Chart with the information from the story.

Classification Chart

<u>Smile</u>	_____
<u>She likes the cold weather.</u>	_____


Details About Kiko


GO ON →

UNIT 6 Up in the Air


2 Draw and Write

- Draw a picture to show an activity of Kiko.
- Use information from the Classification Chart to write.
- Check your words after writing.

 **A Year for Kiko**
by Sandy



The sensory detail word is smile.
This tells me Kiko likes the cold weather.

 **A Year for Kiko**
by _____

Draw a picture to show an activity of Kiko here.



The sensory detail word is _____.
This tells me Kiko _____.

GO ON →

UNIT 6 Up in the Air

3 Self-Evaluate

• Use the Writing Rubric to check and self-evaluate your writing.

Writing Rubric

1 I wrote about _____

2 I organized my ideas in a Classification Chart.

yes no

3 My ideas were clear.

yes no

4 I checked my words.

yes no

5 This is the best part of my writing:

What do you think about your writing?
Choose a face to color.



Answers for Reference

Lesson 5

P50. Possible Response:


Classification Chart



P51. Possible Response:

A Year for Kiko

by Tommy



The sensory detail word is chase.

This tells me Kiko is having fun.